



---

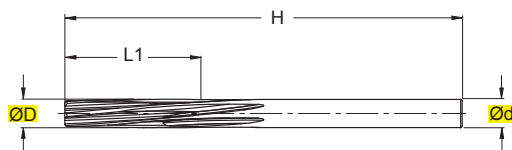
# ALESATORI

REAMERS / REIBAHLEN / ALESOIRS / ESCARIADORES

---

# SAN0508

$\varnothing D = 4 - 18$



TOLLERANZE	D	d
TOLLERANCE RANGE	H7	h8



MG

(mm)					
ART.	$\varnothing D$	$\varnothing d$	H	L1	Z
*SAN0508040	4	3,5	56	20	6
*SAN0508045	4,5	4	63	22	6
*SAN0508050	5	4	63	22	6
*SAN0508055	5,5	5	63	22	6
SAN0508060	6	5	63	22	6
SAN0508065	6,5	5	63	22	6
SAN0508070	7	6	71	25	6
SAN0508075	7,5	6	71	25	6
SAN0508080	8	6	71	25	6
SAN0508085	8,5	6	71	25	6
SAN0508090	9	8	71	25	6
SAN0508095	9,5	8	71	25	6
SAN0508100	10	8	71	25	6
SAN0508105	10,5	8	80	28	6
SAN0508110	11	10	80	28	6
SAN0508115	11,5	10	80	28	6
SAN0508120	12	10	80	28	6
SAN0508130	13	10	80	28	6
SAN0508140	14	12,5	90	32	6
SAN0508150	15	12,5	90	32	8
SAN0508160	16	14	90	32	8
SAN0508170	17	14	90	32	8
SAN0508180	18	16	100	36	8



- \* CON CENTRINO ESTERNO
- \* WITH EXTERNAL CENTERING POINT
- \* MIT AUSSENZENTRIERPUNKT
- \* AVEC POINT CENTRAL EXTERNE

- ESEGUE FORI CON TOLLERANZA H7
- FOR BORES WITH H7 TOLERANCE
- FÜHRT BOHRUNGEN MIT TOLERANZ H7 AUS
- M.D.I. ALESOIR DECIMAL H7

Applicazione - Application	MATERIALI - MATERIALS Pag. H 73													ØD (mm)	Vc (m/min)	fn (mm)	n (mm)	Vf (mm)		
	P			M	K			N			S		H						G	
	ACCIAIO NON LEGATO NOT ALLOY STEEL	ACCIAIO POCO LEGATO LOW ALLOY STEEL	ACCIAIO ALTO LEGATO ALLOY STEEL	INOX MARTENSITICO STAINLESS STEEL, MART.	INOX AUST. DUPLEX STAINLESS STEEL, AUST.	GHISA GRIGIA GREY CAST IRON	GHISA SFEROIDALE SPHEROIDAL GRAPHITE	GHISA MALLEABILE MALLEABLE CAST IRON	ALLUMINIO E SUE LEGHE ALUMINIUM	RAME E SUE LEGHE COPPER	NON METALLICI PLASTICS	LEGHE RESIST. CALORE HIGH TEMP. ALLOY	TITANIO E SUE LEGHE TITANIUM						ACCIAIO TEMPRATO HARDENED STEEL	GRAFITE GRAPHITE
	●															3,1+5	20-30	0,15	-	-
	●															5+10	20-30	0,25	-	-
	●															10+20	20-30	0,40	-	-
	●															3,1+5	10-15	0,12	-	-
	●															5+10	10-15	0,20	-	-
	●															10+20	10-15	0,30	-	-
	●															3,1+5	5-10	0,08	-	-
	●															5+10	5-10	0,15	-	-
	●															10+20	5-10	0,25	-	-
	●				●											3,1+5	10-15	0,08	-	-
	●				●											5+10	10-15	0,15	-	-
	●				●											10+20	10-15	0,20	-	-
	●					●										3,1+5	10-12	0,15	-	-
	●					●										5+10	10-12	0,30	-	-
	●					●										10+20	10-12	0,50	-	-
	●						●									3,1+5	10-12	0,15	-	-
	●						●									5+10	10-12	0,30	-	-
	●						●									10+20	10-12	0,50	-	-
	●							●								3,1+5	25-35	0,15	-	-
	●							●								5+10	25-35	0,25	-	-
	●							●								10+20	25-35	0,40	-	-
	●								●							3,1+5	25-35	0,20	-	-
	●								●							5+10	25-35	0,25	-	-
	●								●							10+20	25-35	0,40	-	-
	●									●						3,1+5	25-30	0,15	-	-
	●									●						5+10	25-30	0,25	-	-
	●									●						10+20	25-30	0,45	-	-

● APPLICAZIONE CONSIGLIATA-RECOMMENDED APPLICATION  
EMPFOHLENER EINSATZ - APPLICATION CONSEILLÉE

○ APPLICAZIONE POSSIBILE - POSSIBLE APPLICATION  
MÖGLICHE ANWENDUNG - APPLICATION POSSIBLE

Vc = m/min VELOCITÀ DI TAGLIO - CUTTING SPEED

n = giri/min (min<sup>-1</sup>) NUMERO DI GIRI - NUMBER OF REVOLUTIONS

fn = mm AVANZAMENTO AL GIRO - FEED / REVOLUTION

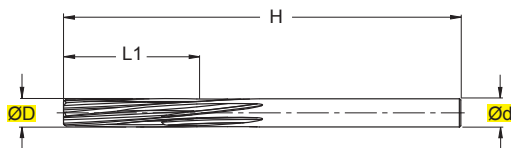
Vf = mm/min VELOCITÀ DI AVANZAMENTO - FEED SPEED

$$n = \frac{Vc \cdot 1000}{\varnothing D \cdot 3,14} = \text{giri/min (min}^{-1}\text{)}$$

$$Vf = fn \cdot n = \text{mm/min}$$

# SAN0509

$\varnothing D = 3,80 - 18,20$




TOLLERANZE	D	d
TOLERANCE RANGE	-0/+0,004	h8



MG

(mm)					
ART.	$\varnothing D$	$\varnothing d$	H	L1	Z
*SAN0509 ...	3,80-4,10	3,5	56	20	6
*SAN0509 ...	4,11-4,60	4	63	22	6
*SAN0509 ...	4,61-5,10	4	63	22	6
*SAN0509 ...	5,11-5,60	5	63	22	6
SAN0509 ...	5,61-6,15	5	63	22	6
SAN0509 ...	6,16-6,65	5	63	22	6
SAN0509 ...	6,66-7,15	6	71	25	6
SAN0509 ...	7,16-7,65	6	71	25	6
SAN0509 ...	7,66-8,15	6	71	25	6
SAN0509 ...	8,16-8,65	6	71	25	6
SAN0509 ...	8,66-9,20	8	71	25	6
SAN0509 ...	9,21-9,70	8	71	25	6
SAN0509 ...	9,71-10,20	8	71	25	6
SAN0509 ...	10,21-10,70	8	80	28	6
SAN0509 ...	10,71-11,20	10	80	28	6
SAN0509 ...	11,21-11,70	10	80	28	6
SAN0509 ...	11,71-12,20	10	80	28	6
SAN0509 ...	12,21-13,20	10	80	28	6
SAN0509 ...	13,21-14,20	12,5	90	32	6
SAN0509 ...	14,21-15,20	12,5	90	32	8
SAN0509 ...	15,21-16,20	14	90	32	8
SAN0509 ...	16,21-17,20	14	90	32	8
SAN0509 ...	17,21-18,20	16	100	36	8



- \* CON CENTRINO ESTERNO
- \* WITH EXTERNAL CENTERING POINT
- \* MIT AUSSENZENTRIERPUNKT
- \* AVEC POINT CENTRAL EXTERNE

- ESEGUE FORI CON TOLLERANZA -0/+0,004
- FOR BORES WITH -0/+0,004 TOLERANCE
- FÜHRT BOHRUNGEN MIT -0/+0,004 TOLERANZ AUS
- EXECUTE TROUS AVEC TOLERANCE -0/+0,004



Applicazione - Application	MATERIALI - MATERIALS Pag. H 73													ØD (mm)	Vc (m/min)	fn (mm)	n (mm)	Vf (mm)		
	P			M	K			N			S		H						G	
	ACCIAIO NON LEGATO NOT ALLOY STEEL	ACCIAIO POCO LEGATO LOW ALLOY STEEL	ACCIAIO ALTO LEGATO ALLOY STEEL	INOX MARTENSITICO STAINLESS STEEL, MART.	INOX AUST. DUPLEX STAINLESS STEEL, AUST.	GHISA GRIGIA GREY CAST IRON	GHISA SFEROIDALE SPHEROIDAL GRAPHITE	GHISA MALLEABILE MALLEABLE CAST IRON	ALLUMINIO E SUE LEGHE ALUMINIUM	RAME E SUE LEGHE COPPER	NON METALLICI PLASTICS	LEGHE RESIST. CALORE HIGH TEMP. ALLOY	TITANIO E SUE LEGHE TITANIUM						ACCIAIO TEMPRATO HARDENED STEEL	GRAFITE GRAPHITE
	●															3,1+5	20-30	0,15	-	-
	●															5+10	20-30	0,25	-	-
	●															10+20	20-30	0,40	-	-
	●															3,1+5	10-15	0,12	-	-
	●															5+10	10-15	0,20	-	-
	●															10+20	10-15	0,30	-	-
	●															3,1+5	5-10	0,08	-	-
	●															5+10	5-10	0,15	-	-
	●															10+20	5-10	0,25	-	-
	●				●											3,1+5	10-15	0,08	-	-
	●				●											5+10	10-15	0,15	-	-
	●				●											10+20	10-15	0,20	-	-
	●					●										3,1+5	10-12	0,15	-	-
	●					●										5+10	10-12	0,30	-	-
	●					●										10+20	10-12	0,50	-	-
	●						●									3,1+5	10-12	0,15	-	-
	●						●									5+10	10-12	0,30	-	-
	●						●									10+20	10-12	0,50	-	-
	●							●								3,1+5	25-35	0,15	-	-
	●							●								5+10	25-35	0,25	-	-
	●							●								10+20	25-35	0,40	-	-
	●								●							3,1+5	25-35	0,20	-	-
	●								●							5+10	25-35	0,25	-	-
	●								●							10+20	25-35	0,40	-	-
	●									●						3,1+5	25-30	0,15	-	-
	●									●						5+10	25-30	0,25	-	-
	●									●						10+20	25-30	0,45	-	-

● APPLICAZIONE CONSIGLIATA-RECOMMENDED APPLICATION  
EMPFOHLENER EINSATZ - APPLICATION CONSEILLÉE

○ APPLICAZIONE POSSIBILE - POSSIBLE APPLICATION  
MÖGLICHE ANWENDUNG - APPLICATION POSSIBLE

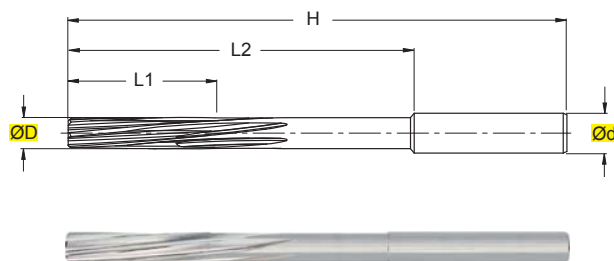
Vc = m/min VELOCITÀ DI TAGLIO - CUTTING SPEED  
n = giri/min (min<sup>-1</sup>) NUMERO DI GIRI - NUMBER OF REVOLUTIONS  
fn = mm AVANZAMENTO AL GIRO - FEED / REVOLUTION  
Vf = mm/min VELOCITÀ DI AVANZAMENTO - FEED SPEED

$$n = \frac{Vc \cdot 1000}{\varnothing D \cdot 3,14} = \text{giri/min (min}^{-1}\text{)}$$

$$Vf = fn \cdot n = \text{mm/min}$$

# SAN0708

$\varnothing D = 1,0 - 18,2$



MG

TOLLERANZE	D	d
TOLLERANCE RANGE	H7	h8

(mm)						
ART.	$\varnothing D$	$\varnothing d$	H	L1	L2	Z
*SAN07080010	1	1	40	8	-	4
*SAN0708 ...	1,1-1,4	-	40	8	-	4
*SAN07080015	1,5	1,5	40	8	-	4
*SAN0708 ...	1,6-1,9	-	43	9	-	4
*SAN07080020	2	2	49	11	-	4
*SAN07080021	2,1	2	49	11	-	4
*SAN0708 ...	2,2-2,3	2	53	12	-	4
*SAN07080024	2,4	2,3	57	14	-	4
*SAN07080025	2,5	2,5	57	14	-	4
*SAN07080026	2,6	2,5	57	14	-	4
*SAN0708 ...	2,7-2,9	2,5	61	15	-	4
*SAN07080030	3	3	65	16	-	4
*SAN0708 ...	3,1-3,3	3	65	16	-	4
*SAN0708 ...	3,4-3,7	3,5	70	18	45	4
*SAN0708 ...	3,8-4,2	4	75	19	47	6
*SAN0708 ...	4,3-4,7	4,5	80	21	51	6
*SAN0708 ...	4,8-5,1	5	86	23	56	6
SAN0708 ...	5,2-5,6	5	93	26	58	6
SAN0708 ...	5,7-6,1	6	93	26	58	6
SAN0708 ...	6,2-6,7	6	101	28	63	6
SAN0708 ...	6,8-7,6	7	109	31	71	6
SAN0708 ...	7,7-8,6	8	117	33	77	6
SAN0708 ...	8,7-9,6	9	125	36	80	6
SAN0708 ...	9,7-10,6	10	133	38	85	6
SAN0708 ...	10,7-11,6	10	142	41	92	6
SAN0708 ...	11,7-12,2	12	151	44	99	6
SAN0708 ...	12,3-13,2	12,5	151	44	99	6
SAN0708 ...	13,3-14,2	14	160	47	105	6
SAN0708 ...	14,3-15,2	14	162	50	107	8
SAN0708 ...	15,3-16,2	16	170	52	115	8
SAN0708 ...	16,3-17,2	16	175	54	119	8
SAN0708 ...	17,3-18,2	18	182	56	122	8



- \* CON CENTRINO ESTERNO
- \* WITH EXTERNAL CENTERING POINT
- \* MIT AUSSENZENTRIERPUNKT
- \* AVEC POINT CENTRAL EXTERNE

- ESEGUE FORI CON TOLLERANZA H7
- FOR BORES WITH H7 TOLERANCE
- FÜHRT BOHRUNGEN MIT TOLERANZ H7 AUS
- M.D.I. ALESOIR DECIMAL H7



Applicazione - Application	MATERIALI - MATERIALS Pag. H 73													ØD (mm)	Vc (m/min)	fn (mm)	n (mm)	Vf (mm)				
	P			M	K			N			S		H						G			
	ACCIAIO NON LEGATO NOT ALLOY STEEL	ACCIAIO POCO LEGATO LOW ALLOY STEEL	ACCIAIO ALTO LEGATO ALLOY STEEL	INOX MARTENSITICO STAINLESS STEEL, MART.	INOX AUST. DUPLEX STAINLESS STEEL, AUST.	GHISA GRIGIA GREY CAST IRON	GHISA SFEROIDALE SPHEROIDAL GRAPHITE	GHISA MALLEABILE MALLEABLE CAST IRON	ALLUMINIO E SUE LEGHE ALUMINIUM	RAME E SUE LEGHE COPPER	NON METALLICI PLASTICS	LEGHE RESIST. CALORE HIGH TEMP. ALLOY	TITANIO E SUE LEGHE TITANIUM						ACCIAIO TEMPRATO HARDENED STEEL	GRAFITE GRAPHITE		
	●															3,1+5	20-30	0,15	-	-		
	●															5+10	20-30	0,25	-	-		
	●															10÷20	20-30	0,40	-	-		
		●															3,1+5	10-15	0,12	-	-	
		●															5+10	10-15	0,20	-	-	
		●															10÷20	10-15	0,30	-	-	
			●															3,1+5	5-10	0,08	-	-
			●															5+10	5-10	0,15	-	-
			●															10÷20	5-10	0,25	-	-
				●													3,1+5	10-15	0,08	-	-	
				●													5+10	10-15	0,15	-	-	
				●													10÷20	10-15	0,20	-	-	
							●										3,1+5	10-12	0,15	-	-	
							●										5+10	10-12	0,30	-	-	
							●										10÷20	10-12	0,50	-	-	
									●								3,1+5	25-35	0,15	-	-	
									●								5+10	25-35	0,25	-	-	
									●								10÷20	25-35	0,40	-	-	
										●							3,1+5	25-35	0,20	-	-	
										●							5+10	25-35	0,25	-	-	
										●							10÷20	25-35	0,40	-	-	
											●						3,1+5	25-30	0,15	-	-	
											●						5+10	25-30	0,25	-	-	
											●						10÷20	25-30	0,45	-	-	

● APPLICAZIONE CONSIGLIATA-RECOMMENDED APPLICATION  
EMPFOHLENER EINSATZ - APPLICATION CONSEILLÉE

○ APPLICAZIONE POSSIBILE - POSSIBLE APPLICATION  
MÖGLICHE ANWENDUNG - APPLICATION POSSIBLE

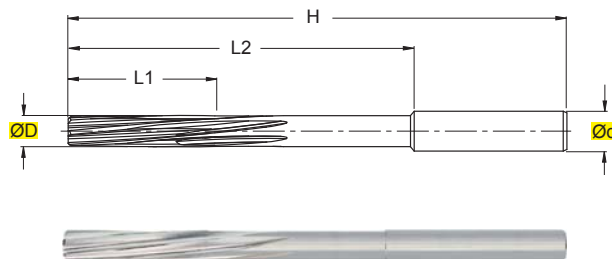
Vc = m/min VELOCITÀ DI TAGLIO - CUTTING SPEED  
n = giri/min (min<sup>-1</sup>) NUMERO DI GIRI - NUMBER OF REVOLUTIONS  
fn = mm AVANZAMENTO AL GIRO - FEED / REVOLUTION  
Vf = mm/min VELOCITÀ DI AVANZAMENTO - FEED SPEED

$$n = \frac{Vc \cdot 1000}{\varnothing D \cdot 3,14} = \text{giri/min (min}^{-1}\text{)}$$

$$Vf = fn \cdot n = \text{mm/min}$$

# SAN0709

$\varnothing D = 1,00 - 18,20$



MG

TOLLERANZE	D	d
TOLERANCE RANGE	-0/+0,004	h8

(mm)						
ART.	$\varnothing D$	$\varnothing d$	H	L1	L2	Z
*SAN0709 ...	1,00-1,50	-	40	8	-	4
*SAN0709 ...	1,51-1,90	-	43	9	-	4
*SAN0709 ...	1,91-2,12	2	49	11	26	4
*SAN0709 ...	2,13-2,36	2	53	12	-	4
*SAN0709 ...	2,37-2,48	2,3	57	14	-	4
*SAN0709 ...	2,49-2,65	2,5	57	14	-	4
*SAN0709 ...	2,66-2,96	2,5	61	15	-	4
*SAN0709 ...	2,97-3,35	3	65	16	40	4
*SAN0709 ...	3,36-3,75	3,5	70	18	45	4
*SAN0709 ...	3,76-4,25	4	75	19	47	6
*SAN0709 ...	4,26-4,75	4,5	80	21	51	6
*SAN0709 ...	4,76-5,15	5	86	23	56	6
*SAN0709 ...	5,16-5,65	5	93	26	58	6
SAN0709 ...	5,66-6,15	6	93	26	58	6
SAN0709 ...	6,16-6,70	6	101	28	63	6
SAN0709 ...	6,71-7,65	7	109	31	71	6
SAN0709 ...	7,66-8,65	8	117	33	77	6
SAN0709 ...	8,66-9,65	9	125	36	80	6
SAN0709 ...	9,66-10,65	10	133	38	85	6
SAN0709 ...	10,66-11,65	10	142	41	92	6
SAN0709 ...	11,66-12,20	12	151	44	99	6
SAN0709 ...	12,21-13,20	12,5	151	44	99	6
SAN0709 ...	13,21-14,20	14	160	47	105	6
SAN0709 ...	14,21-15,20	14	162	50	107	8
SAN0709 ...	15,21-16,20	16	170	52	115	8
SAN0709 ...	16,21-17,20	16	175	54	119	8
SAN0709 ...	17,21-18,20	18	182	56	122	8



- \* CON CENTRINO ESTERNO
- \* WITH EXTERNAL CENTERING POINT
- \* MIT AUSSENZENTRIERPUNKT
- \* AVEC POINT CENTRAL EXTERNE

- ESEGUE FORI CON TOLLERANZA -0/+0,004
- FOR BORES WITH -0/+0,004 TOLERANCE
- FÜHRT BOHRUNGEN MIT -0/+0,004 TOLERANZ AUS
- EXECUTE TROUS AVEC TOLERANCE -0/+0,004

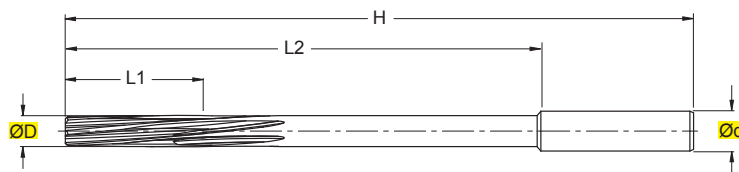






# SAN0808

$\varnothing D = 1,5 - 12,2$




TOLLERANZE	D	d
TOLLERANCE RANGE	H7	h8



MG

(mm)						
ART.	$\varnothing D$	$\varnothing d$	H	L1	L2	Z
*SAN08080015	1,5	1,5	110	18	65	4
*SAN08080020	2	2	110	18	65	4
*SAN0808 ...	2,1-2,3	2	110	18	65	4
*SAN08080024	2,4	2,3	120	20	65	4
*SAN08080025	2,5	2,5	120	20	65	4
*SAN0808 ...	2,6-2,7	2,5	120	20	65	4
*SAN0808 ...	2,8-3,1	3	120	20	65	4
*SAN0808 ...	3,2-3,3	3	150	30	90	4
*SAN0808 ...	3,4-3,8	3,5	150	30	90	4
*SAN0808 ...	3,9-4,2	4	150	30	90	6
*SAN0808 ...	4,3-4,8	4,5	180	35	115	6
*SAN0808 ...	4,9-5,1	5	180	35	115	6
*SAN0808 ...	5,2-5,9	5	200	40	130	6
*SAN08080060	6	6	200	40	130	6
*SAN08080061	6,1	6	200	40	130	6
*SAN0808 ...	6,2-6,9	6	200	45	130	6
*SAN08080070	7	7	200	45	130	6
*SAN08080071	7,1	7	200	45	130	6
*SAN0808 ...	7,2-7,9	7	200	45	130	6
*SAN08080080	8	8	200	45	130	6
*SAN08080081	8,1	8	200	45	130	6
*SAN0808 ...	8,2-8,9	8	220	50	145	6
*SAN08080090	9	9	220	50	145	6
SAN08080091	9,1	9	220	50	145	6
SAN0808 ...	9,2-9,9	9	220	50	145	6
SAN08080100	10	10	220	50	145	6
SAN0808 ...	10,1-10,2	10	220	50	145	6
SAN0808 ...	10,3-10,7	10	250	55	170	6
SAN0808 ...	10,8-11,2	11	250	55	170	6
SAN0808 ...	11,3-11,7	11	250	55	170	6
SAN0808 ...	11,8-12,2	12	250	55	170	6



- \* CON CENTRINO ESTERNO
- \* WITH EXTERNAL CENTERING POINT
- \* MIT AUSSENZENTRIERPUNKT
- \* AVEC POINT CENTRAL EXTERNE

- ESEGUE FORI CON TOLLERANZA H7
- FOR BORES WITH H7 TOLERANCE
- FÜHRT BOHRUNGEN MIT TOLERANZ H7 AUS
- M.D.I. ALESOIR DECIMAL H7



Applicazione - Application		MATERIALI - MATERIALS Pag. H 73													ØD (mm)	Vc (m/min)	fn (mm)	n (mm)	Vf (mm)		
		P			M	K			N			S		H						G	
		ACCIAIO NON LEGATO NOT ALLOY STEEL	ACCIAIO POCO LEGATO LOW ALLOY STEEL	ACCIAIO ALTO LEGATO ALLOY STEEL	INOX MARTENSITICO STAINLESS STEEL, MART.	INOX AUST. DUPLEX STAINLESS STEEL, AUST.	GHISA GRIGIA GREY CAST IRON	GHISA SFEROIDALE SPHEROIDAL GRAPHITE	GHISA MALLEABILE MALLEABLE CAST IRON	ALLUMINIO E SUE LEGHE ALUMINIUM	RAME E SUE LEGHE COPPER	NON METALLICI PLASTICS	LEGHE RESIST. CALORE HIGH TEMP. ALLOY	TITANIO E SUE LEGHE TITANIUM						ACCIAIO TEMPRATO HARDENED STEEL	GRAFITE GRAPHITE
	●																3,1+5	20-30	0,15	-	-
	●																5+10	20-30	0,25	-	-
	●																10+20	20-30	0,40	-	-
		●															3,1+5	10-15	0,12	-	-
		●															5+10	10-15	0,20	-	-
		●															10+20	10-15	0,30	-	-
			●														3,1+5	5-10	0,08	-	-
			●														5+10	5-10	0,15	-	-
			●														10+20	5-10	0,25	-	-
						●											3,1+5	10-15	0,08	-	-
					●											5+10	10-15	0,15	-	-	
					●											10+20	10-15	0,20	-	-	
						●										3,1+5	10-12	0,15	-	-	
						●										5+10	10-12	0,30	-	-	
						●										10+20	10-12	0,50	-	-	
									●							3,1+5	25-35	0,15	-	-	
									●							5+10	25-35	0,25	-	-	
									●							10+20	25-35	0,40	-	-	
										●						3,1+5	25-35	0,20	-	-	
										●						5+10	25-35	0,25	-	-	
										●						10+20	25-35	0,40	-	-	
											●					3,1+5	25-30	0,15	-	-	
											●					5+10	25-30	0,25	-	-	
											●					10+20	25-30	0,45	-	-	

● APPLICAZIONE CONSIGLIATA-RECOMMENDED APPLICATION  
EMPFOHLENER EINSATZ - APPLICATION CONSEILLÉE

○ APPLICAZIONE POSSIBILE - POSSIBLE APPLICATION  
MÖGLICHE ANWENDUNG - APPLICATION POSSIBLE

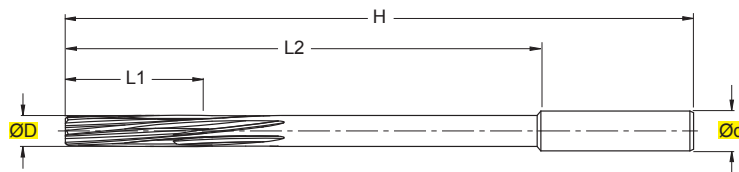
Vc = m/min VELOCITÀ DI TAGLIO - CUTTING SPEED  
n = giri/min (min<sup>-1</sup>) NUMERO DI GIRI - NUMBER OF REVOLUTIONS  
fn = mm AVANZAMENTO AL GIRO - FEED / REVOLUTION  
Vf = mm/min VELOCITÀ DI AVANZAMENTO - FEED SPEED

$$n = \frac{Vc \cdot 1000}{\varnothing D \cdot 3,14} = \text{giri/min (min}^{-1}\text{)}$$

$$Vf = fn \cdot n = \text{mm/min}$$

# SAN0809

$\varnothing D = 2,00 - 12,20$



TOLLERANZE	D	d
TOLERANCE RANGE	-0/+0,004	h8



MG

(mm)						
ART.	$\varnothing D$	$\varnothing d$	H	L1	L2	Z
*SAN0809 ...	2,00-2,31	2	110	18	65	4
*SAN0809 ...	2,32-2,41	2,3	120	20	65	4
*SAN0809 ...	2,42-2,71	2,5	120	20	65	4
*SAN0809 ...	2,72-3,11	3	120	20	65	4
*SAN0809 ...	3,12-3,31	3	150	30	90	4
*SAN0809 ...	3,32-3,81	3,5	150	30	90	4
*SAN0809 ...	3,82-4,24	4	150	30	90	6
*SAN0809 ...	4,25-4,91	4	180	35	115	6
*SAN0809 ...	4,92-5,11	5	180	35	115	6
*SAN0809 ...	5,12-5,91	5	200	40	130	6
*SAN0809 ...	5,92-6,11	6	200	40	130	6
*SAN0809 ...	6,12-6,91	6	200	45	130	6
*SAN0809 ...	6,92-7,11	7	200	45	130	6
*SAN0809 ...	7,12-7,91	7	200	45	130	6
*SAN0809 ...	7,92-8,11	8	200	45	130	6
*SAN0809 ...	8,12-8,91	8	220	50	145	6
*SAN0809 ...	8,92-9,11	9	220	50	145	6
*SAN0809 ...	9,12-9,91	9	220	50	145	6
SAN0809 ...	9,92-10,20	10	220	50	145	6
SAN0809 ...	10,21-10,80	10	250	55	170	6
SAN0809 ...	10,81-11,20	11	250	55	170	6
SAN0809 ...	11,21-11,80	11	250	55	170	6
SAN0809 ...	11,81-12,20	12	250	55	170	6



- \* CON CENTRINO ESTERNO
- \* WITH EXTERNAL CENTERING POINT
- \* MIT AUSSENZENTRIERPUNKT
- \* AVEC POINT CENTRAL EXTERNE

- ESEGUE FORI CON TOLLERANZA -0/+0,004
- FOR BORES WITH -0/+0,004 TOLERANCE
- FÜHRT BOHRUNGEN MIT -0/+0,004 TOLERANZ AUS
- EXECUTE TROUS AVEC TOLERANCE -0/+0,004

Applicazione - Application		MATERIALI - MATERIALS Pag. H 73																			
		P			M	K			N			S		H	G	(mm)	(m/min)	(mm)	(mm)	(mm)	
		ACCIAIO NON LEGATO NOT ALLOY STEEL	ACCIAIO POCO LEGATO LOW ALLOY STEEL	ACCIAIO ALTO LEGATO ALLOY STEEL	INOX MARTENSITICO STAINLESS STEEL, MART.	INOX AUST. DUPLEX STAINLESS STEEL, AUST.	GHISA GRIGIA GREY CAST IRON	GHISA SFEROIDALE SPHEROIDAL GRAPHITE	GHISA MALLEABILE MALLEABLE CAST IRON	ALLUMINIO E SUE LEGHE ALUMINIUM	RAME E SUE LEGHE COPPER	NON METALLICI PLASTICS	LEGHE RESIST. CALORE HIGH TEMP. ALLOY	TITANIO E SUE LEGHE TITANIUM	ACCIAIO TEMPRATO HARDENED STEEL	GRAFITE GRAPHITE	ØD	Vc	fn	n	Vf
	●														3,1+5	20-30	0,15	-	-		
	●														5+10	20-30	0,25	-	-		
	●														10+20	20-30	0,40	-	-		
		●														3,1+5	10-15	0,12	-	-	
		●														5+10	10-15	0,20	-	-	
		●														10+20	10-15	0,30	-	-	
			●														3,1+5	5-10	0,08	-	-
			●														5+10	5-10	0,15	-	-
			●														10+20	5-10	0,25	-	-
						●											3,1+5	10-15	0,08	-	-
					●											5+10	10-15	0,15	-	-	
					●											10+20	10-15	0,20	-	-	
						●										3,1+5	10-12	0,15	-	-	
						●										5+10	10-12	0,30	-	-	
						●										10+20	10-12	0,50	-	-	
									●							3,1+5	25-35	0,15	-	-	
									●							5+10	25-35	0,25	-	-	
									●							10+20	25-35	0,40	-	-	
										●						3,1+5	25-35	0,20	-	-	
										●						5+10	25-35	0,25	-	-	
										●						10+20	25-35	0,40	-	-	
											●					3,1+5	25-30	0,15	-	-	
											●					5+10	25-30	0,25	-	-	
											●					10+20	25-30	0,45	-	-	

● APPLICAZIONE CONSIGLIATA-RECOMMENDED APPLICATION  
EMPFOHLENER EINSATZ - APPLICATION CONSEILLÉE

○ APPLICAZIONE POSSIBILE - POSSIBLE APPLICATION  
MÖGLICHE ANWENDUNG - APPLICATION POSSIBLE

Vc = m/min VELOCITÀ DI TAGLIO - CUTTING SPEED

n = giri/min (min<sup>-1</sup>) NUMERO DI GIRI - NUMBER OF REVOLUTIONS

fn = mm AVANZAMENTO AL GIRO - FEED / REVOLUTION

Vf = mm/min VELOCITÀ DI AVANZAMENTO - FEED SPEED

$$n = \frac{Vc \cdot 1000}{\varnothing D \cdot 3,14} = \text{giri/min (min}^{-1}\text{)}$$

$$Vf = fn \cdot n = \text{mm/min}$$